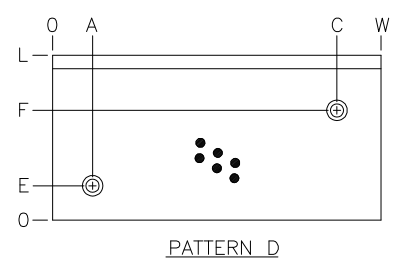
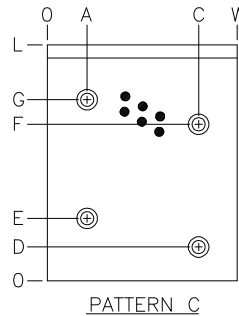
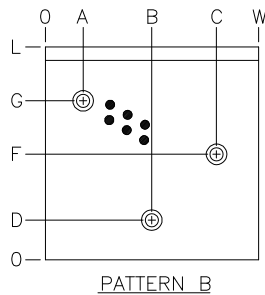
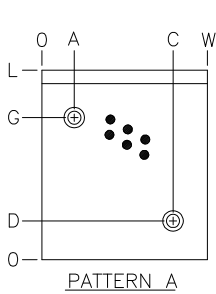
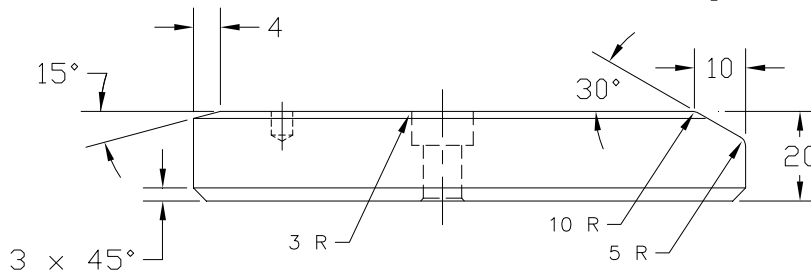


W - Series Wear Plate – Metric (NAAMS)



Circle Pattern

MOUNTING SCREWS: M12 S.H.C.S

Material: Solid Bronze Steel Self Lube Plugs: Y N

- LIST ALL REQUIRED DIMENSIONS AND TOLERANCES.
- IF NO TOLERANCE IS SPECIFIED, THEN THE STANDARD CATALOG TOLERANCE WILL BE USED
- ALL SELF LUBE PRODUCTS HAVE 20-30% COVERAGE

| | Description | Required Dimension | | | | | | | Required Tolerance |
|-----|-------------------------|--------------------|---|---|---|---|---|---|--------------------|
| | | A | B | C | D | E | F | G | |
| A-G | Mounting Hole Locations | | | | | | | | / |
| W | Overall Width | | | | | | | | / |
| L | Overall Length | | | | | | | | / |

Quantity Required: _____

Special Requirements:

Contact Information:

| | | | |
|---------------|--|------|--|
| Customer: | | | |
| Contact Name: | | | |
| Phone: | | FAX: | |
| E-Mail: | | | |